

Site Usage

55 Visits

Previous: 61 (-9.84%)

65.45% Bounce Rate

Previous: 68.85% (-4.94%)

104 Pageviews

Previous: 125 (-16.80%)

00:00:56 Avg. Time on Site

Previous: 00:01:48 (-48.48%)

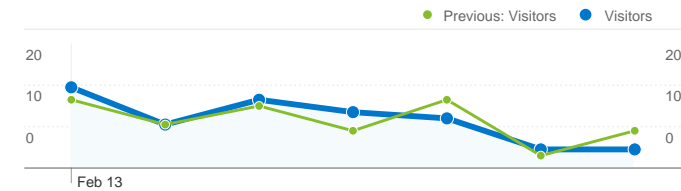
1.89 Pages/Visit

Previous: 2.05 (-7.72%)

81.82% % New Visits

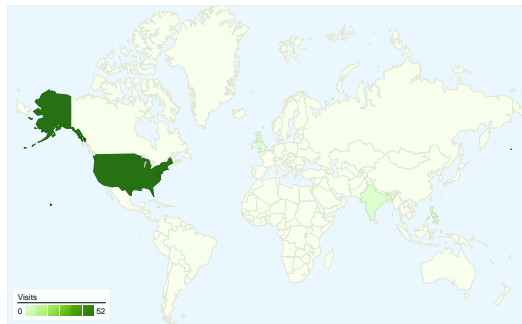
Previous: 73.77% (10.91%)

Visitors Overview

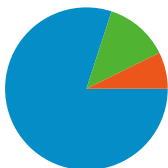


Visitors
52

Map Overlay

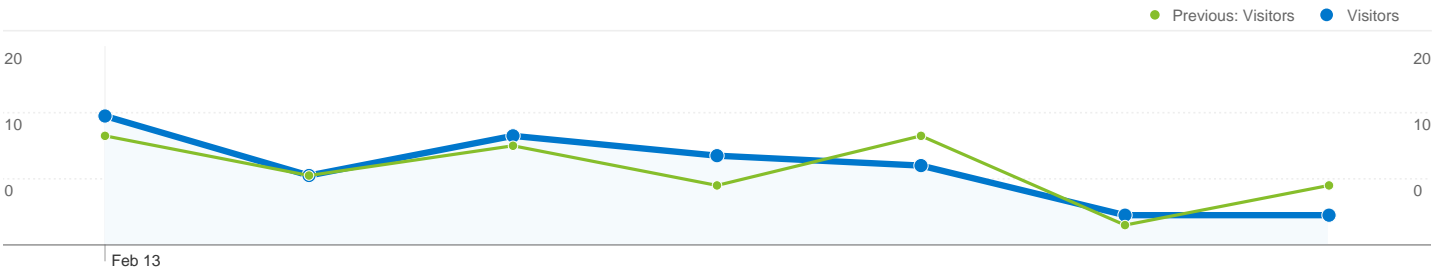


Traffic Sources Overview



- **Search Engines**
44.00 (80.00%)
- **Referring Sites**
7.00 (12.73%)
- **Direct Traffic**
4.00 (7.27%)

Content Overview		
Pages	Pageviews	% Pageviews
/index.html		
Feb 13, 2012 - Feb 19, 2012	37	35.58%
Feb 6, 2012 - Feb 12, 2012	36	28.80%
% Change	2.78%	23.53%
/jel.htm		
Feb 13, 2012 - Feb 19, 2012	23	22.12%
Feb 6, 2012 - Feb 12, 2012	21	16.80%
% Change	9.52%	31.64%
/jobs.htm		
Feb 13, 2012 - Feb 19, 2012	8	7.69%
Feb 6, 2012 - Feb 12, 2012	5	4.00%
% Change	60.00%	92.31%
/boardofhealth.htm		
Feb 13, 2012 - Feb 19, 2012	6	5.77%
Feb 6, 2012 - Feb 12, 2012	2	1.60%
% Change	200.00%	260.58%
/envirohealth.htm		
Feb 13, 2012 - Feb 19, 2012	5	4.81%
Feb 6, 2012 - Feb 12, 2012	9	7.20%
% Change	-44.44%	-33.23%



52 people visited this site

55 Visits

Previous: 61 (-9.84%)

52 Absolute Unique Visitors

Previous: 51 (1.96%)

104 Pageviews

Previous: 125 (-16.80%)

1.89 Average Pageviews

Previous: 2.05 (-7.72%)

00:00:56 Time on Site

Previous: 00:01:48 (-48.48%)

65.45% Bounce Rate

Previous: 68.85% (-4.94%)

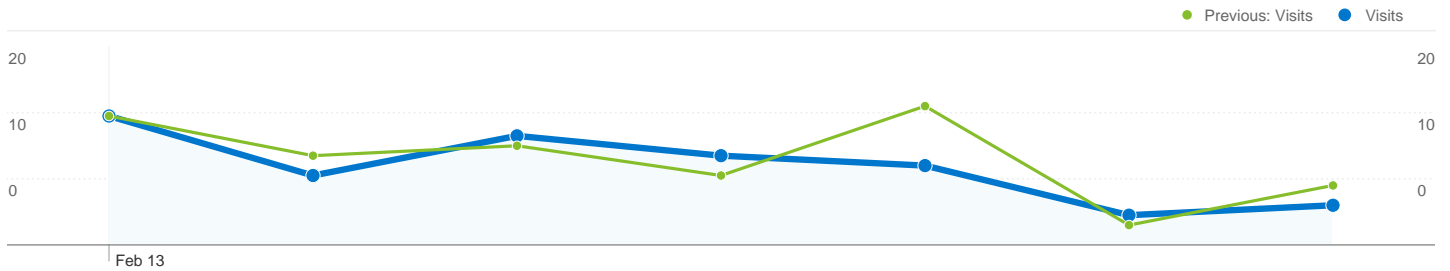
81.82% New Visits

Previous: 73.77% (10.91%)

Technical Profile

Browser	Visits	% visits
Internet Explorer		
Feb 13, 2012 - Feb 19, 2012	29	52.73%
Feb 6, 2012 - Feb 12, 2012	39	63.93%
% Change	-25.64%	-17.53%
Firefox		
Feb 13, 2012 - Feb 19, 2012	15	27.27%
Feb 6, 2012 - Feb 12, 2012	8	13.11%
% Change	87.50%	107.95%

Safari		
Feb 13, 2012 - Feb 19, 2012	5	9.09%
Feb 6, 2012 - Feb 12, 2012	6	9.84%
% Change	-16.67%	-7.58%
Chrome		
Feb 13, 2012 - Feb 19, 2012	5	9.09%
Feb 6, 2012 - Feb 12, 2012	5	8.20%
% Change	0.00%	10.91%
Android Browser		
Feb 13, 2012 - Feb 19, 2012	1	1.82%
Feb 6, 2012 - Feb 12, 2012	1	1.64%
% Change	0.00%	10.91%



All traffic sources sent a total of 55 visits

7.27% Direct Traffic

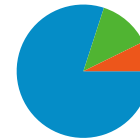
Previous: 8.20% (-11.27%)

12.73% Referring Sites

Previous: 9.84% (29.39%)

80.00% Search Engines

Previous: 81.97% (-2.40%)



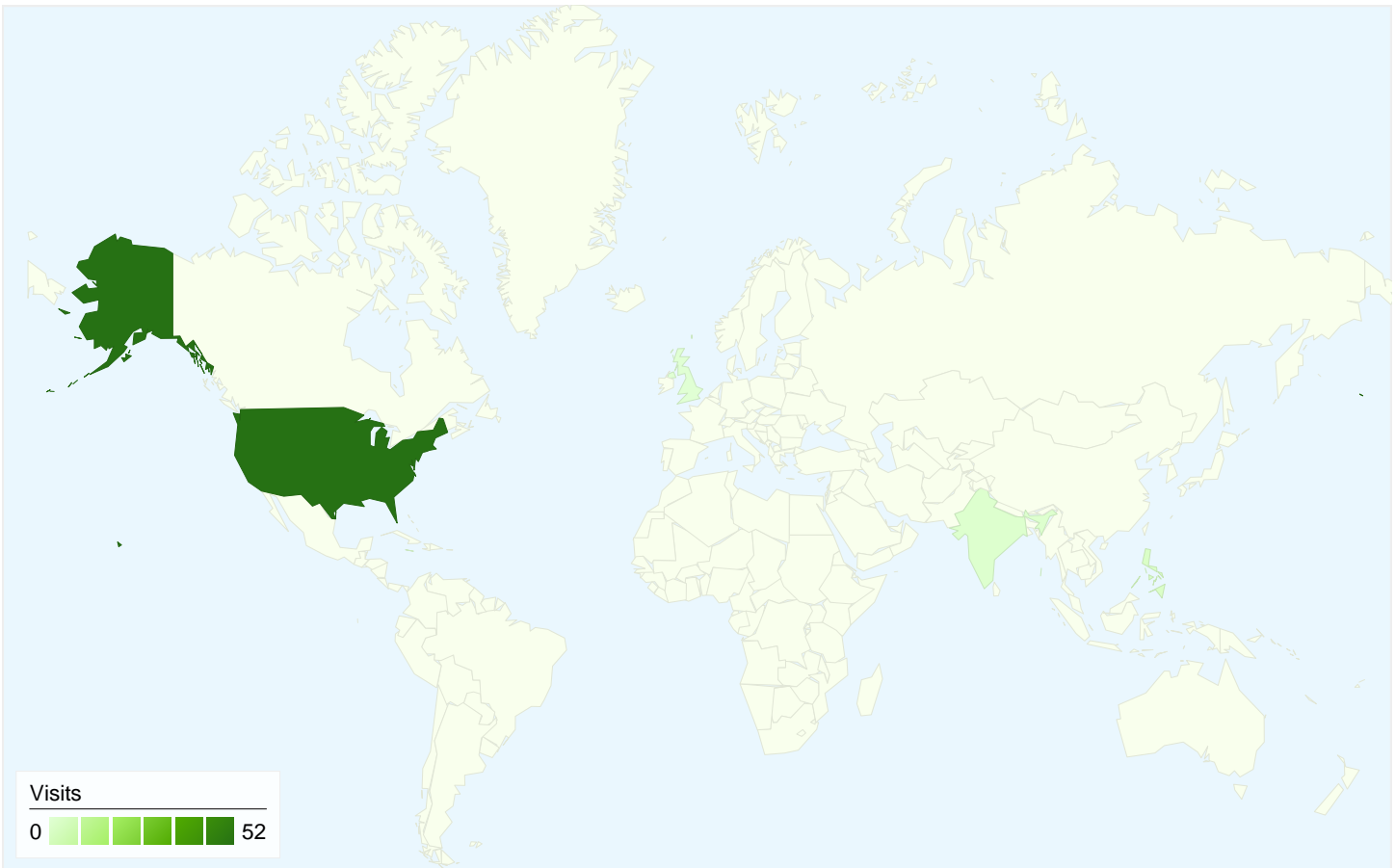
- **Search Engines**
44.00 (80.00%)
- **Referring Sites**
7.00 (12.73%)
- **Direct Traffic**
4.00 (7.27%)

Top Traffic Sources

Sources	Visits	% visits
google (organic)		
Feb 13, 2012 - Feb 19, 2012	36	65.45%
Feb 6, 2012 - Feb 12, 2012	35	57.38%
% Change	2.86%	14.08%
bing (organic)		
Feb 13, 2012 - Feb 19, 2012	5	9.09%
Feb 6, 2012 - Feb 12, 2012	7	11.48%
% Change	-28.57%	-20.78%
millscoia.us (referral)		
Feb 13, 2012 - Feb 19, 2012	5	9.09%
Feb 6, 2012 - Feb 12, 2012	2	3.28%
% Change	150.00%	177.27%
(direct) ((none))		
Feb 13, 2012 - Feb 19, 2012	4	7.27%
Feb 6, 2012 - Feb 12, 2012	5	8.20%
% Change	-20.00%	-11.27%
yahoo (organic)		

Keywords	Visits	% visits
(not provided)		
Feb 13, 2012 - Feb 19, 2012	10	22.73%
Feb 6, 2012 - Feb 12, 2012	5	10.00%
% Change	100.00%	127.27%
just eliminate lies		
Feb 13, 2012 - Feb 19, 2012	9	20.45%
Feb 6, 2012 - Feb 12, 2012	6	12.00%
% Change	50.00%	70.45%
mills county public health		
Feb 13, 2012 - Feb 19, 2012	6	13.64%
Feb 6, 2012 - Feb 12, 2012	2	4.00%
% Change	200.00%	240.91%
fireman		
Feb 13, 2012 - Feb 19, 2012	2	4.55%
Feb 6, 2012 - Feb 12, 2012	6	12.00%
% Change	-66.67%	-62.12%
just eliminate lies foundation		

Feb 13, 2012 - Feb 19, 2012	3	5.45%	Feb 13, 2012 - Feb 19, 2012	2	4.55%
Feb 6, 2012 - Feb 12, 2012	7	11.48%	Feb 6, 2012 - Feb 12, 2012	0	0.00%
% Change	-57.14%	-52.47%	% Change	100.00%	100.00%

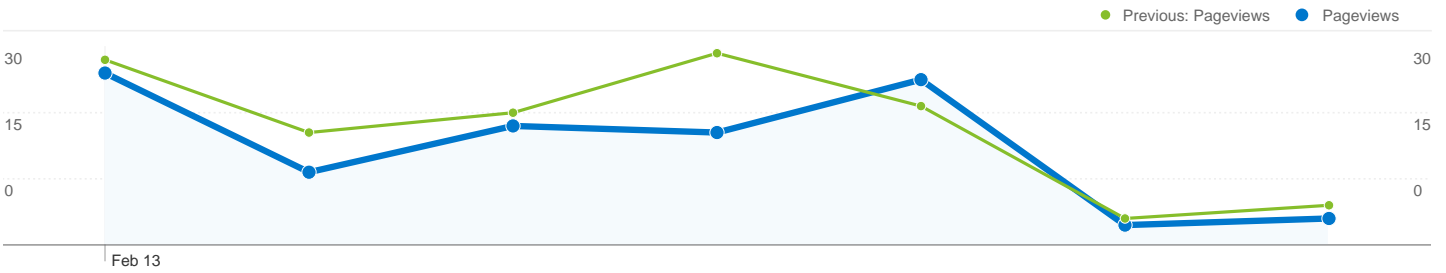


55 visits came from 5 countries/territories

Site Usage

Visits 55 Previous: 61 (-9.84%)	Pages/Visit 1.89 Previous: 2.05 (-7.72%)	Avg. Time on Site 00:00:56 Previous: 00:01:48 (-48.48%)	% New Visits 81.82% Previous: 73.77% (10.91%)	Bounce Rate 65.45% Previous: 68.85% (-4.94%)	
Country/Territory	Visits	Pages/Visit	Avg. Time on Site	% New Visits	Bounce Rate
United States					
February 13, 2012 - February 19, 2012	52	1.90	00:00:58	80.77%	65.38%
February 6, 2012 - February 12, 2012	56	2.12	00:01:57	71.43%	67.86%
% Change	-7.14%	-10.41%	-50.46%	13.08%	-3.64%
Philippines					
February 13, 2012 - February 19, 2012	2	1.00	00:00:00	100.00%	100.00%
February 6, 2012 - February 12, 2012	1	1.00	00:00:00	100.00%	100.00%
% Change	100.00%	0.00%	0.00%	0.00%	0.00%
India					
February 13, 2012 - February 19, 2012	1	3.00	00:01:02	100.00%	0.00%

February 6, 2012 - February 12, 2012	0	0.00	00:00:00	0.00%	0.00%
% Change	100.00%	100.00%	100.00%	100.00%	0.00%
United Kingdom					
February 13, 2012 - February 19, 2012	0	0.00	00:00:00	0.00%	0.00%
February 6, 2012 - February 12, 2012	2	1.00	00:00:00	100.00%	100.00%
% Change	-100.00%	-100.00%	0.00%	-100.00%	-100.00%
Jamaica					
February 13, 2012 - February 19, 2012	0	0.00	00:00:00	0.00%	0.00%
February 6, 2012 - February 12, 2012	2	1.50	00:00:36	100.00%	50.00%
% Change	-100.00%	-100.00%	-100.00%	-100.00%	-100.00%
					1 - 5 of 5



Pages on this site were viewed a total of 104 times

104 Pageviews

Previous: 125 (-16.80%)

91 Unique Views

Previous: 100 (-9.00%)

65.45% Bounce Rate

Previous: 68.85% (-4.94%)

Top Content

Pages	Pageviews	% Pageviews
/index.html		
Feb 13, 2012 - Feb 19, 2012	37	35.58%
Feb 6, 2012 - Feb 12, 2012	36	28.80%
% Change	2.78%	23.53%
/jel.htm		
Feb 13, 2012 - Feb 19, 2012	23	22.12%
Feb 6, 2012 - Feb 12, 2012	21	16.80%
% Change	9.52%	31.64%
/jobs.htm		
Feb 13, 2012 - Feb 19, 2012	8	7.69%
Feb 6, 2012 - Feb 12, 2012	5	4.00%
% Change	60.00%	92.31%
/boardofhealth.htm		
Feb 13, 2012 - Feb 19, 2012	6	5.77%
Feb 6, 2012 - Feb 12, 2012	2	1.60%
% Change	200.00%	260.58%
/envirohealth.htm		

Feb 13, 2012 - Feb 19, 2012	5	4.81%
Feb 6, 2012 - Feb 12, 2012	9	7.20%
% Change	-44.44%	-33.23%